

AgraStrip® Pro Gluten

Item no. 10007062

Allergens



Technical specifications:

Cut-off		
Foodstuffs and rinse water [ppm]	Swabs [µg]*	Kit units
4	4	Gluten

*Swabbing area is 25 cm². Cut-off was calculated.

Assay time: 11 minutes

Storage: The kits must be stored at RT (15 – 25 °C (59 – 77 °F)). Do not freeze. Do not open until needed. Store the test strips only in their original packaging. Do not use beyond the expiration date indicated on the package.

Sample extraction

1

Add **0.2 mL** liquid sample or weigh in **0.2 g** of homogenized sample into the extraction tube. Fill with **extraction buffer** to the level shown in the picture.



2


Close the tube with the cap and vigorously shake by hand for **1 minute**. You can squeeze the tube to help suspend the sample. Proceed to step 3.



Sample extraction (continuation)

1

Fill one extraction tube with **extraction buffer** up to the neck of the tube (see step 1 for solid/liquid samples). Wet a swab by dipping it into the buffer. Wipe an area of **5 x 5 cm** using side-to-side movements, rotating the swab tip as you go.



2

Place the swab into the extraction tube. Carefully break off the end at the pre-scored point. Close the tube with a cap and shake vigorously for **1 minute**. Proceed to step 3.

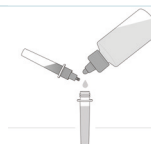


Swab samples

Sample dilution

3

Remove the small cap and transfer **6 drops** or **200 µL** to a fresh extraction tube. Add **24 drops (800 µL)** of **dilution buffer**. Close the tube with a fresh cap and shake vigorously by hand for **15 seconds**. Proceed to step 4 (on the other side of this page).



IMPORTANT: Please read the product manual before performing the assay.

Download the product manual, certificate of analysis and other documents by scanning the QR code on the external label or by visiting <https://www.romerlabs.com/en/customer-resources/>

AgraStrip® Pro Gluten

Item no. 10007062

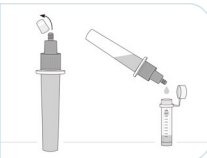
Allergens



Sample testing

4

Remove the smaller cap to open the dropper tip and transfer **6 drops (200 µL)** of the diluted sample to an incubation vial.



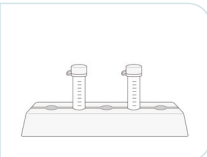
5

Shake the incubation vial vigorously by hand for **15 seconds**. Make sure that the liquid comes into contact with the lid of the vial.



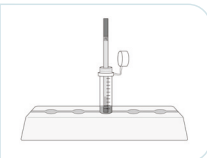
6

Tap the base of the vial onto a surface to ensure that no liquid is remaining in the lid. Let it incubate on the rack at room temperature for **5 minutes**.



7

Take one test strip from its container and place it vertically (arrows pointing downwards) into the incubation vial. Incubate for **5 minutes**.
Read the result immediately.



Results interpretation:

It is important to read the results **immediately after the 5-minute incubation step**. Longer incubation times can lead to false-positive results. The AgraStrip® Pro Allergen LFD kits have been extensively validated to show reliable results at exactly 5 minutes.

Negative results

Only the control band (C) appears in the results area of the test strip.

Positive results

The control band (C) and the test band (T) appear in the results area of the test strip. The sample could contain the target allergen in a concentration higher than the cut-off value and further investigations should be performed (e.g. quantification of the allergen using AgraQuant® Allergen ELISA kits).

Invalid results

No control band (C) appears, regardless of whether the test band (T) appears. Repeat the procedure with a new strip. If the problem persists, please contact Romer Labs before continuing.



Disclaimer/Warranty

The user or buyer assumes all risk in using Romer Labs products and services. Romer Labs makes no warranty of any kind, either expressed or implied, except that the materials from which its products are made are of standard quality. If any materials are defective, Romer Labs will, at its own discretion and option, repair or replace any product or components, or repeat services, which are proven to be defective in workmanship or material within its warranty periods. There is no warranty of merchantability of the products, or of the fitness of the product for any purpose. Romer Labs shall not be liable for any damages, including special or consequential damage, lost profits or expenses arising directly or indirectly from the use of its products or services. Excepting the aforementioned, Romer Labs hereby disclaims all other remedies, warranties, guarantees or liabilities, expressed or implied, arising by law or otherwise.

©2024 by Romer Labs. All rights reserved, this document is property of Romer Labs Division Holding GmbH. Romer Labs is a company of dsm-firmenich.

PIN_AS Pro Gluten_10007062_EN_A5_v02_1123_CIL

www.romerlabs.com